

# 2019 Large Animal Patterns

SDMS  
Spooktacular

**Sunday, October 27, 2019 – Starting at 8:00 AM**  
**Large Animals**

<b>Halter Classes Mule &amp; Donkey</b>	
79.	Mule Foals & Yearlings at Halter
80.	Mules 58" & Under at Halter
81.	Mules 58.01" & Over at Halter
82.	Champion & Reserve Halter Mules (Qualify from Classes 78-80)
83.	Donkey Foals & Yearlings at Halter
84.	Donkey Jennets 36.01" & Over at Halter
85.	Donkey Gelding 36.01" & Over at Halter
86.	Donkey Jacks 36.01" & Over at Halter
87.	Champion & Reserve Halter Donkey (Qualify from Classes 82-85)

<b>Showmanship-Mule &amp; Donkey</b>	
88.	Showmanship-Green Mule
89.	Showmanship-Adult Mule
90.	Showmanship-Novice Mule
91.	Showmanship-Youth Mule
92.	Showmanship-Green Donkey
93.	Showmanship-Adult Donkey
94.	Showmanship-Novice Donkey
95.	Showmanship-Youth Donkey
96.	Showmanship-Sub-Youth Mule & Donkey

<b>Trail Classes-Mule &amp; Donkey</b>	
97.	In-Hand Trail-Donkey (Never Show Under Saddle)
98.	In-Hand Trail-Mule (Never Shown Under Saddle)
99.	Trail-Green Mule
100.	Trail-Adult Mule
101.	Trail-Novice Mule
102.	Trail-Youth Mule
103.	Trail-Green Donkey (Walk/Trot)
104.	Trail-Adult Donkey
105.	Trail-Novice Donkey
106.	Trail-Youth Donkey
107.	Trail-Sub-Youth Mule & Donkey
108.	Trail-Pee Wee Mule & Donkey

<b>Western Pleasure</b>	
109.	Western Pleasure-Green Mule
110.	Western Pleasure-Adult Mule
111.	Western Pleasure-Novice Mule
112.	Western Pleasure-Youth Mule
113.	Western Pleasure-Green Donkey (Walk/Trot)
114.	Western Pleasure-Adult Donkey
115.	Western Pleasure-Novice Donkey
116.	Western Pleasure-Youth Donkey
117.	Walk/Trot-Sub-Youth Mule & Donkey

<b>Mulemanship/Donkeymanship</b>	
118.	Mulemanship-Green Mule
119.	Mulemanship-Adult Mule
120.	Mulemanship-Novice Mule
121.	Mulemanship-Youth Mule
122.	Donkeymanship-Green Donkey (Walk/Trot)
123.	Donkeymanship-Adult Donkey
124.	Donkeymanship-Novice Donkey
125.	Donkeymanship-Youth Donkey
126.	Mulemanship/Donkeymanship- Sub-Youth

<b>Cloverleaf Barrels</b>	
127.	Cloverleaf Barrels-Youth Donkey
128.	Cloverleaf Barrels-Youth Mule
129.	Cloverleaf Barrels-Sub-Youth Mule & Donkey
130.	Cloverleaf Barrels-Pee Wee Mule & Donkey

<b>Pylon Alley</b>	
131.	Pylon Alley-Youth Donkey
132.	Pylon Alley-Youth Mule
133.	Pylon Alley-Sub-Youth Mule & Donkey

**Classes That Count Towards High Point**

Miniature Division

Miniature Donkey Open Adult

21, 30, 44, 51, 58, 64, 69, 74

Miniature Donkey Green Adult

19, 29, 43, 50, 57, 63, 68, 73

Miniature Donkey Non-Driving Adult

20, 28, 41, 53

Miniature Donkey Pre-Green Adult

18, 27, 39, 48,

Miniature Donkey Youth

22, 31, 46, 55, 60, 66, 71, 76

Miniature Donkey Sub-Youth

23, 32, 47, 56, 61, 67, 72, 77

Miniature Mule Pre-Green Adult

24, 33, 40, 49

Miniature Mule Non-Driving Adult

26, 35, 42, 54

Miniature Mule Open/Green  
Combined

25, 34, 45, 52, 59, 65, 70, 75

Large Donkey & Mules

Green Mule

88, 99, 109, 118

Adult Mule

89, 100, 110, 119

Novice Mule

90, 101, 111, 120

Youth Mule

91, 102, 112, 121, 128, 132

Green Donkey

92, 103, 113, 122

Adult Donkey

93, 104, 114, 123

Novice Donkey

94, 105, 115, 126

Youth Donkey

95, 106, 116, 125, 127, 131

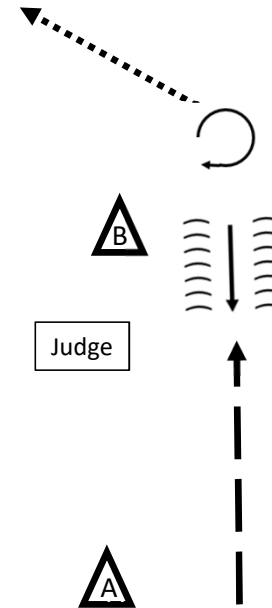
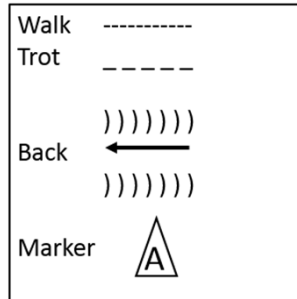
Sub-Youth Donkey & Mule

96, 107, 117, 126, 129, 133

## Showmanship at halter – Classes – 88,89,90,91,92,93,94,95,96

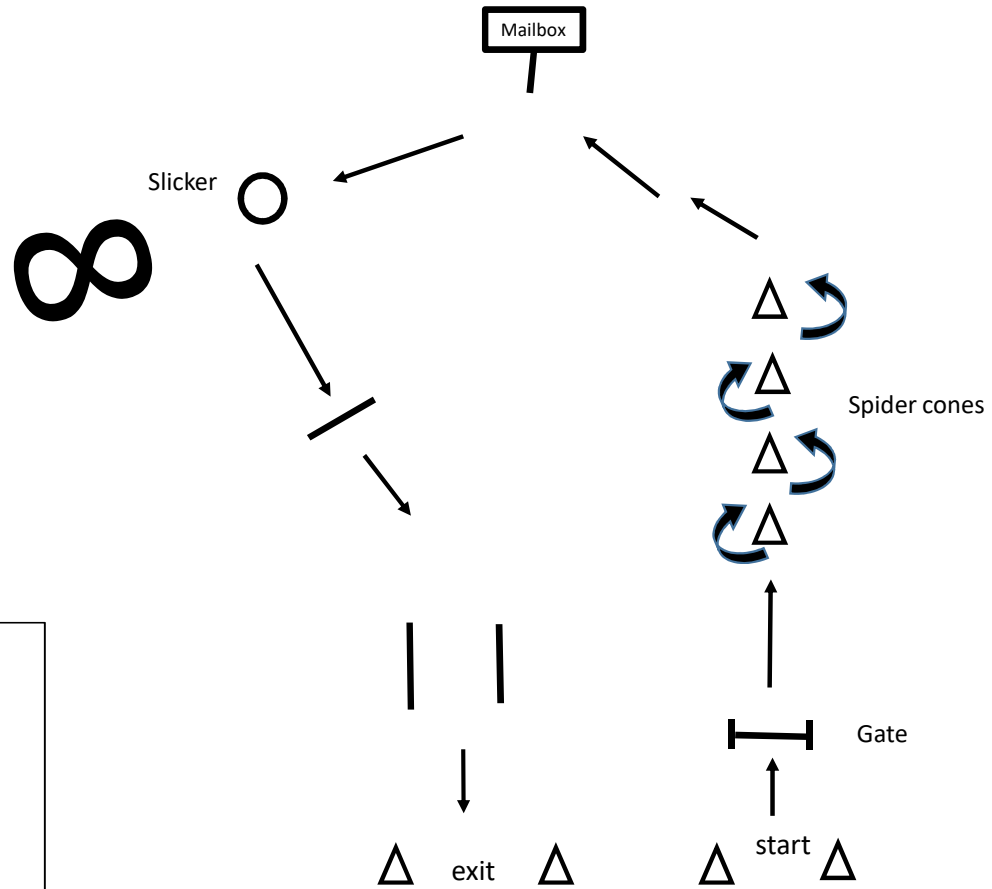
Ready at A

1. Trot from A to B stop
2. Back approximately 2 animal lengths
3. Stop and set up for inspection
4. When dismissed, perform a  $\frac{3}{4}$  turn
5. Dismissed after  $\frac{3}{4}$  turn
6. Exit at a walk





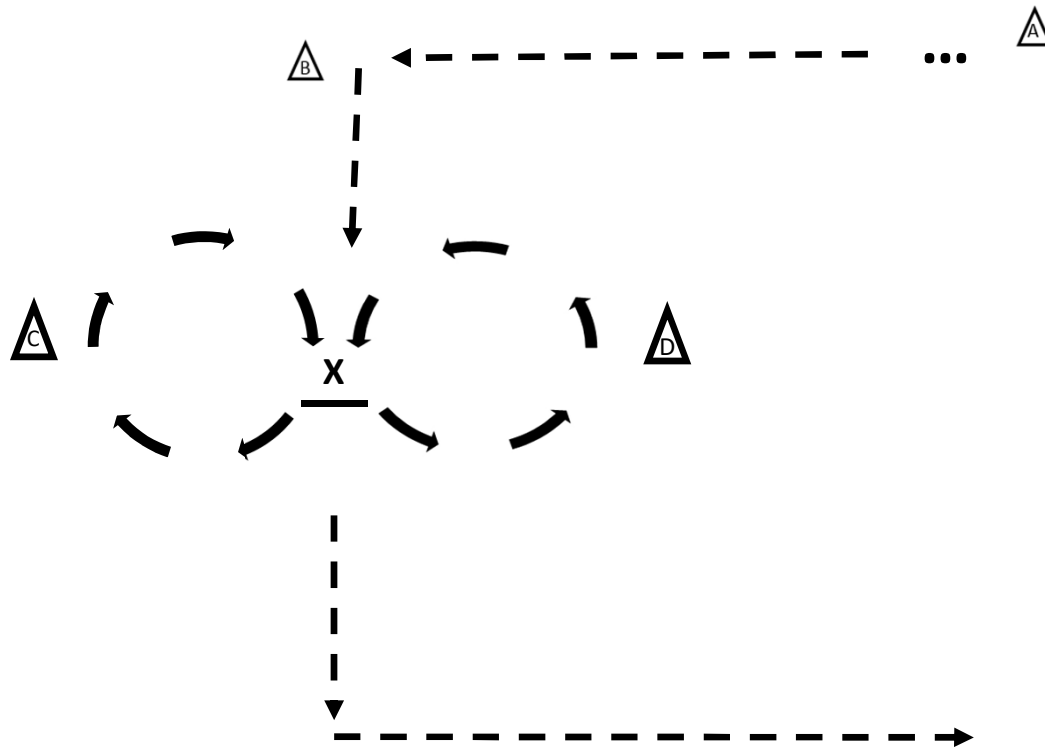
# Trail Class - 97,98,99,103,107,108



## Ready at Start cones:

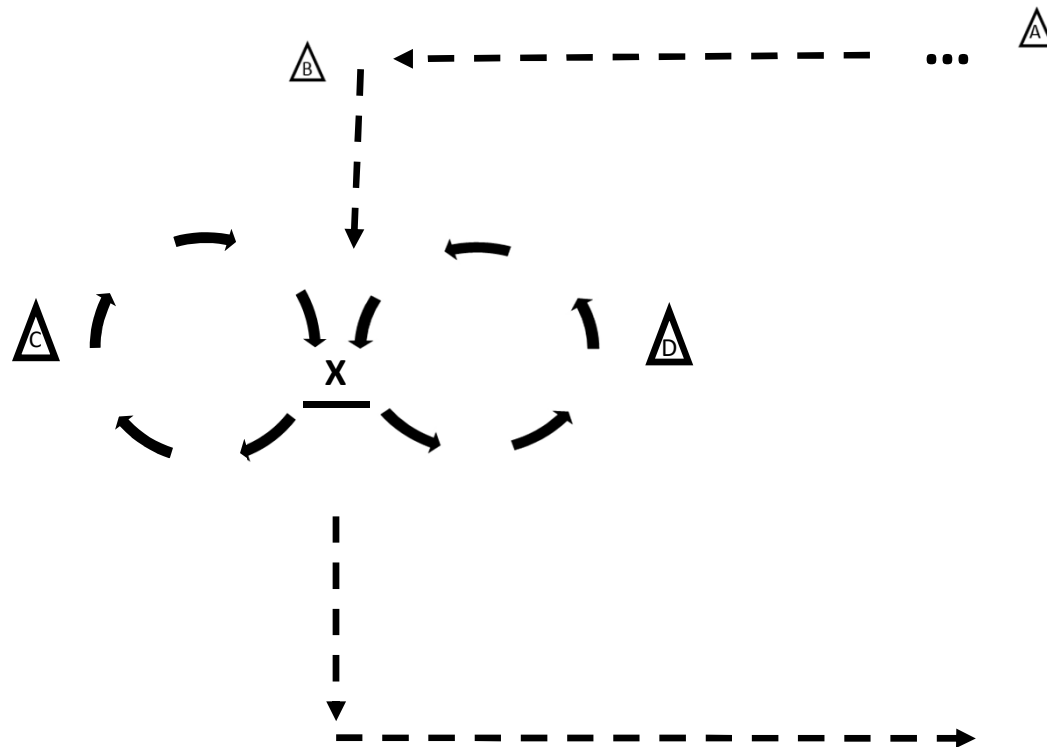
1. Walk to and work gate
2. Jog around spider cones
3. Jog to mailbox, get candy (eating is optional)
4. Jog to pole and pick up slicker
5. Walk figure 8, place slicker back on pole
6. Walk to and over pole
7. Jog to and back though poles
8. Exit at a walk

**Mulemanship Green and Youth, Donkeymanship Youth  
Class – 118,121,125**



- Ready at A
1. Walk 3 strides
  2. Jog to B
  3. Turn left lead lope to "X"
  4. Jog circle to right
  5. Jog circle to left
  6. Halt at "X"
  7. Jog to line up

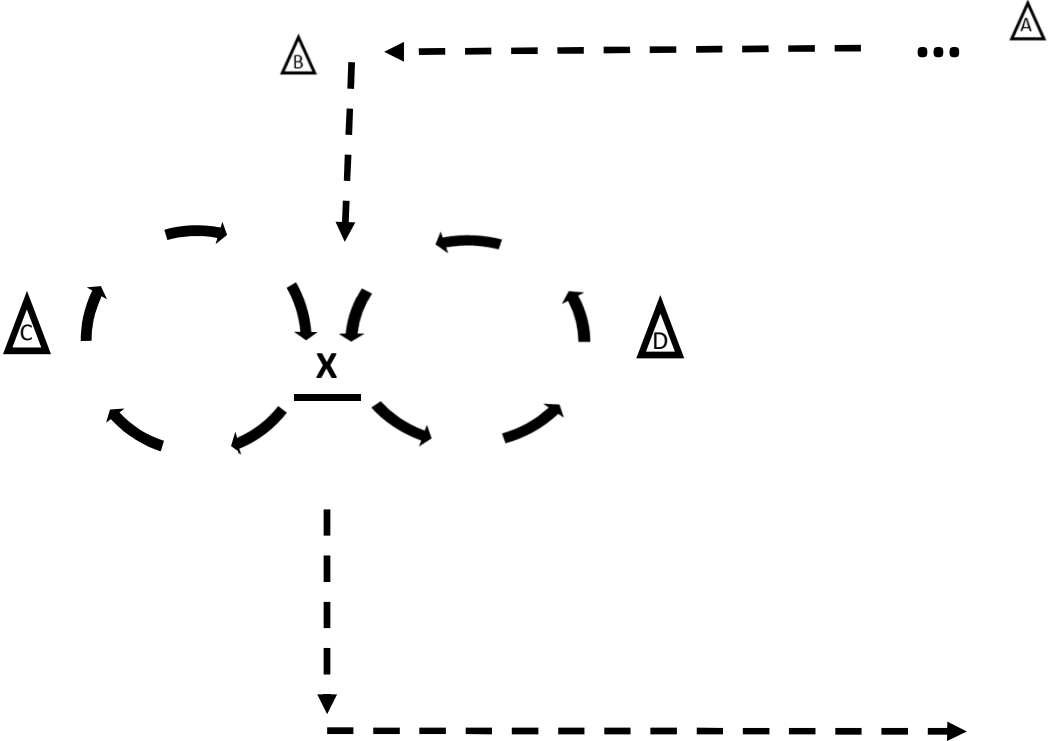
Donkeymanship Green Donkey – Walk/Trot  
Class – 122



- Ready at A
1. Walk 3 strides
  2. Trot to B
  3. Turn left Trot to "X"
  4. Trot circle to right
  5. Trot circle to left
  6. Trot at "X"
  7. Trot to line up

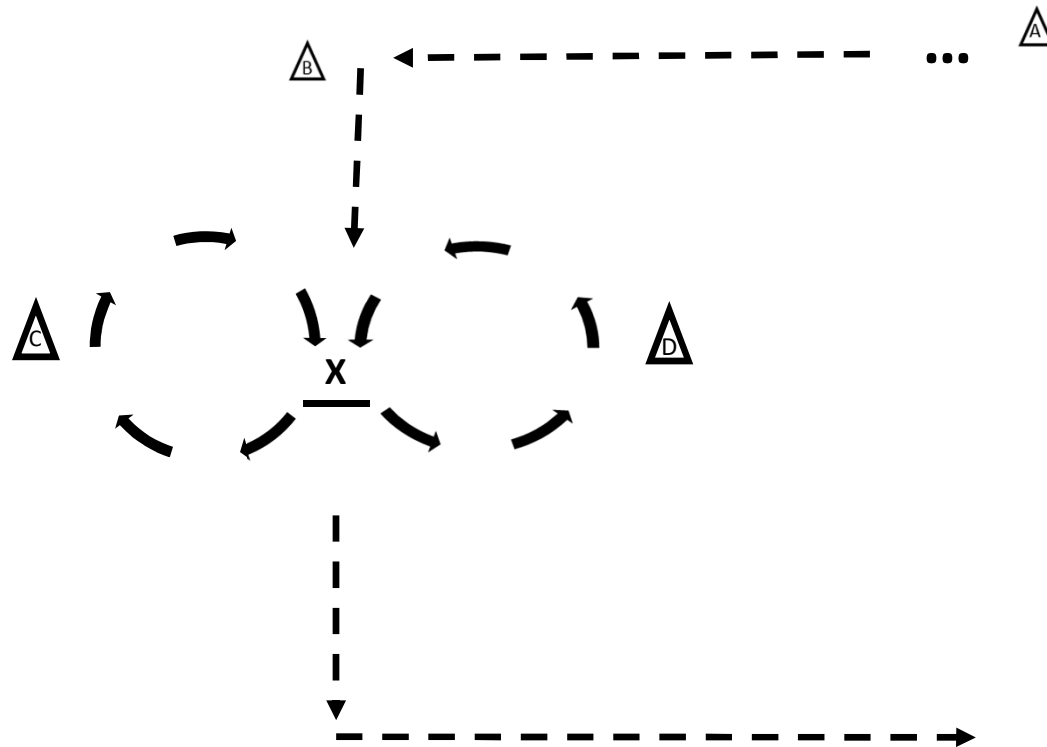


Mulemanship and Donkeymanship Subyouth  
Class – 126



- Ready at A
1. Walk to B
  2. Turn left walk to "X"
  3. Walk circle to left
  4. Walk at "X"
  5. Walk to line up

**Mulemanship and Donkeymanship Adult and Novice  
Class – 119,120,123,124**



- Ready at A
1. Walk 2 strides
  2. Left lead lope to B
  3. Simple lead change through walk – right lead circle
  4. Simple lead change through walk – Left lead circle
  5. Halt at "X"
  6. Jog to line up



## Pylon Alley – Class 131,132,133

### 10.6 Pylon Alley

- A. An alley with the following dimensions is set up with pylons 5 feet wide, 21 feet from time line, 21 feet between side cones and end set of cones, 5 feet between the 3 cones set at the end with the center cone placed in the center of the alley.
- B. Knocking over any cone or stepping across the center cone results in disqualification.

